


MIG-MAG ELECTROMECHANIC WELDING TECHNOLOGY


**GR 2035 SPECIAL
GR 2035 W SPECIAL
GR 2048 - GR 2048 W**

GR RANGE


- **Main applications:** Worksites – Blacksmiths – Transportation Industry – Maintenance and repair – Metal frames – Bikes and motorbikes industry.
- **Weldable material:** small and medium thicknesses (GR 2035 SPECIAL) and big thicknesses (GR 2048 and GR 2048/W) in iron, stainless steel, zinc plated and aluminum
- Sturdy, suitable for heavy-duty applications
- Separate wire feeder with constant wire feed tanks to the DC gear motor (permanent magnet), with electronic control and automatic brake
- Wire feed test
- Gas test
- Generators can be provided with water cooling system
- Easy of use


"GR" ICEB.. ... The evergreen technology with separate wire feeder


 Pilot lamp for main switch


 2 – 4 Times

By a selector, is possible to set the torch pushbutton in standard 2 times work (pressure-on ,release-off) or in automatic 4 times (pressure and release-on, pressure and release-off).


 On request, machines can be built with other standard main voltages used in different foreign countries.

 Forced air cooling

 Generator and wire feeder are equipped with wheels

 Easy adjustment settings with switches


 EURO torch connection


 Torch cooling system by liquid integrated inside the generators "W" (models). It is highly recommended to use only original ICEB "COOL 10" liquid in the cooling circuit.



WIRE FEEDER TR 24














 The separate 4 rolls wire feeder, can be brought near to the welding area thanks to extension cables (up to 15 mt)

 All ICEB generators, CE marked, are conform to standards for electrical and for electro-magnetic compatibility (EN 60974-1, IEC 947-1, EN 50192, EN 50199)

- Cylinder accomodation
- The 3 impedance mass difference outputs allow an excellent control of the welding bath.

TECHNICAL DATA

		GR 2035 SPECIAL GR 2035 W SPECIAL	GR 2048 GR 2048 W
 Main voltage	Ph x V	3x400	3x400
 Maximum absorbed current	A	20	29
 Primary fuse	A	20	32
 Current range	A.	30-380	30-480
 Regulation steps	N	20	32
 Max no-load voltage	V	16-39	16-46
DUTY CYCLE			
Duty cycle of welding and plasma cutting generators represents the most important aspect as it shows the working sessions and pause sessions of the machine during the different levels of current used. As reported in European standards, these data make reference to working cycles of 10 minutes. A current data indicated, for example at 60% means that the machine can work, without intervention of the thermic, for 6 continuative minutes, followed by 4 minutes of pause. Obviously, with higher duty cycles, there will be less stops of the machine with that specific level of current.	A 100%	330	440
	A 60%	380	480
 Diameter of wire which can be used	mm	0,6-1,2	0,8-1,6
Spools of 15 kg diameter 300 mm			
 N. of rolls. TR 24 GR wire feeders are normally supplied with 4 rolls motoreducer to optimize the wire feeding, are anyway available TR 22 GR (wire feeder 2 rolls version)	Nr	4	2/4
 Protection class	IP	21	21
 Size (length - width - height)	mm	980x480x835	1050x530x830
 Weight	kg	140	163 - 185 (W)

Ci riserviamo di apportare le modifiche opportune senza l'obbligo di tempestivo preavviso - We reserve the right to make changes without prior notice



www.icebsaldatrici.com

E-mail: iceb@icebsaldatrici.com

ICEB SALDATRICI SRL - VIA ROSSINI 20-22 - 40050 VILLANOVA (BO) - ITALY

Tel +39 051 781727 - Fax +39 051 781537

Rivenditore Autorizzato